

Kingdomino™

Rules Règles Regeln Regole
Reglas Regras Spelregels ПРАВИЛА



Bruno Cathala



Cyril Bouquet

Many Thanks to Charlotte Bey for her part
in the Graphic Design of the game





Contents:

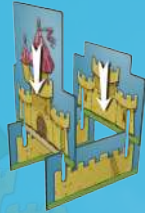
- 4 starting tiles
- 4 3D castles (1 pink, 1 yellow, 1 green, 1 blue)

- 48 dominoes
(1 landscape side, 1 numbered side)
- 8 wooden king in 4 colors
(2 pink, 2 yellow, 2 green, 2 blue)

Introduction

You are a Lord seeking new lands to expand your Kingdom. You must explore all the lands, wheat fields, lakes, mountains in order to spot the best plots. But be careful, as some other Lords are also coveting these lands...

Note: Before your first game, assemble the 4 small castles.



Object of the Game

Connect your dominoes in order to build your kingdom in a 5x5 grid in a way to score the most prestige points.

Set-up:

Place the box as indicated to the right.

Each player takes:

- ◆ 2-player games: two kings of their color.
- ◆ 3- and 4-player games: one king of their color.



Each player takes a starting tile (a square) and the castle of their color. They place the tile, face up, in front of them and then they place the castle on it.

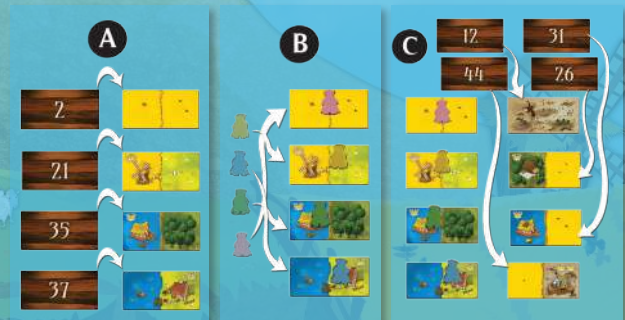
All the dominoes are thoroughly shuffled, numbered side up, and then they are randomly placed in the box insert to form the draw pile of the game:

- ◆ 2 player games: first, remove 24 dominoes randomly, set them aside. Use the remaining 24.
- ◆ 3 player games: remove 12 dominoes randomly. Play with remaining 36.
- ◆ 4 player games: use all 48 dominoes.

A Then, from the draw pile, take the same number of dominoes as the number of kings in play (i.e. three dominoes for a 3-player game and four dominoes for a 2- or 4-player game). Display them next to the box, numbered side up. These dominoes must be displayed in the ascending order (the lowest number next is always placed next to the box). Finally, turn them on the landscape side.

B A player takes all the kings in their hands, shuffle them thoroughly and then they get them out of their hands one after the other. When your king appears, place-it on an empty domino in the line. Each tile can only have one king. It means that the last player doesn't have any choice. (In a 2-player game, each player will choose 2 dominoes, one for each of their kings).

C When all the dominoes have been chosen, form a new line, as you previously did, by drawing new tiles.



Playing the Game

The playing order is determined by the positions of the kings on the dominoes line.

The player, whose king, is placed on the 1st domino of the line (the closest to the box) starts.

He must take the following actions:

D 1: Add the chosen domino to their territory according the connection rules.

D 2: Choose a new domino in the new line by placing their king on it.

Then, it is the turn of the player whose king is on the second domino to take their two actions, and so on, until the last player has taken their two actions.

In a 2-player game, each player will take the **D 1** and **D 2** actions twice, once for each of their kings.

Then, form a new dominoes line and a new turn can start.

The game is played in 12 turns in 3- or 4-player games, and only 6 turns in 2-player games (as each player plays twice each turn).

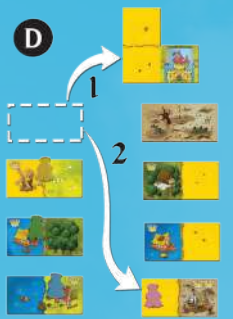
Connection rules:

The players must build a kingdom in a 5x5 grid (each domino is composed of two squares).

In order to place down their domino, the player must:

- ◆ Either connect it to their starting tile (the starting domino can be considered as a wild domino, any landscape can be connected to this domino),
- ◆ Or connect it to another domino matching at least 1 of its landscape (horizontally or vertically only).

If you can't add a domino to your kingdom following these rules, the domino must be discarded and you will not get points for it.



All your dominoes must fit in 5x5 grid. If, due to bad planning, one or more of your dominoes could not fit, they are discarded. You will not get points for them.

End of the game

When the last dominoes are lined up, the players will take a last turn but they will only take the **D 1** action.

Each player should have in front of them a 5x5 grid forming their kingdom. (Some kingdoms may not be complete if a player was forced to discard any dominoes – see above).

Then, each player will calculate their prestige points for their kingdoms in the following way:

- ☞ A kingdom is composed of different PROPERTIES (groups of connected, either horizontally or vertically, squares of the same type of landscape).
- ☞ Each property will give you as much prestige points as the NUMBER OF SQUARES multiplied with the NUMBER OF SPECIFIC CROWNS (see back of rules) appearing on the property.
- ☞ You can have multiple properties with the same type of landscape in the same kingdom.
- ☞ A property without a specific crowns will give you no points.
- ☞ Each player will add the points given by all their properties, the result is their final score.

The player with the highest score is the winner.

In case of a tie, the player with the most extended property (whether he owns any crowns or not) wins the game.

If it is still a tie, the player who has the most crowns wins the game.

If there is still a tie anyway, the players share the victory.



Additional rules


☞ **Dynasty:** Play 3 rounds in a row. At the end of the 3 rounds, the player with the highest number of points wins the game.

☞ **The middle Kingdom:** score 10 additional points if your castle is in the center of your kingdom.

☞ **Harmony:** score 5 additional points if you territory is complete (no discarded dominoes).

☞ **The Mighty Duel:** With 2 players. After one or two practice games, the real champions battle to build the largest kingdoms: use ALL the dominoes to build a 7x7 grid (a pen and paper might be useful to keep your final score).

You can mix these different variants if you want according to what you prefer.



© 2016 Blue Orange. Kingdomino and Blue Orange are trademarks of Blue Orange. Game published and distributed under license by Blue Orange, 97 impasse Jean Lamour, 54700 Pont-à-Mousson, France. Made in China. Designed in France. www.blueorangegames.eu

© 2016 Blue Orange. Kingdomino et Blue Orange sont des marques de Blue Orange. Le jeu est publié et distribué sous Licence par Blue Orange, 97 impasse Jean Lamour, 54700 Pont-à-Mousson, France. Made in China. Designed in France. www.blueorangegames.eu

© 2016 Blue Orange. Kingdomino und Blue Orange sind Markenzeichen von Blue Orange. Veröffentlichung und Vertrieb des Spiels unter der Lizenz von Blue Orange, 97 impasse Jean Lamour, 54700 Pont-à-Mousson, Frankreich. Hergestellt in China. Entwickelt in Frankreich. www.blueorangegames.eu

© 2016 Blue Orange. Kingdomino e Blue Orange sono marchi depositati di Blue Orange. Il gioco è pubblicato e distribuito su licenza di Blue Orange, 97 impasse Jean Lamour, 54700 Pont-à-Mousson, Francia. Prodotto in Cina. Ideato in Francia. www.blueorangegames.eu

© 2016 Blue Orange. Kingdomino y Blue Orange son marcas registradas de Blue Orange. Juego publicado y distribuido por Blue Orange, pasaje Jean Lamour 97, 54700 Pont-à-Mousson, Francia. Fabricado en China. Diseñado en Francia. www.blueorangegames.eu

© 2016 Blue Orange. Kingdomino e Blue Orange são marcas registradas da Blue Orange. Distribuído sob licença da Blue Orange, 97 impasse Jean Lamour, 54700 Pont-à-Mousson, França. Fabricado na China. Desenvolvido na França. www.blueorangegames.eu

© 2016 Blue Orange. Kingdomino en Blue Orange zijn merknamen van Blue Orange. Spel gepubliceerd en verspreid onder licentie van Blue Orange, 97 impasse Jean Lamour, 54700 Pont-à-Mousson, Frankrijk. Vervaardigd in China. Ontworpen in Frankrijk. www.blueorangegames.eu

© 2016 Blue Orange. Kingdomino и Blue Orange – торговые марки Blue Orange. Игра издана по лицензии Blue Orange, 97 impasse Jean Lamour, 54700 Pont-à-Mousson, France. Сделано в Китае. Разработано во Франции. www.blueorangegames.eu



Kingdomino™



x 21



x 5



x 12



x 6



x 10



x 2



x 2




x 6



x 2



x 2



x 16



x 6



x 1



x 1



x 3



x 1